Week 12 Overview June 8th – June 12th

*I added some optional pages too. Thanks!

	Reading	Writing	Math	Science
Monday	❑ Color the sight word paper ❑ Your Page	❑ iReady Math Diagnostic	❑ Calendar Folder: Record day 8 & graph weather.	
Tuesday	❑ Color the sh/ch Page	❑ iReady Math Diagnostic	❑ Calendar Folder: Record day 9 & graph weather. ❑ Color Numbers on Mystery Picture	
Wednesday	❑ Starfall sh activities ❑ Color by sight words	iReady Math Diagnostic	❑ Calendar Folder: Record day 10 & graph weather.	
Thursday	❑ Color by word family ❑ Ready & Draw		❑ Calendar Folder: Record day 11 & graph weather. ❑ Color Numbers on Mystery Picture:	How Fast Will it Go?
Friday	❑ Color words ❑ Sh/ch sort		❑ Calendar Folder: Record day 12 & graph weather ❑ Animal Graphing Paper	❑ Life Cycle of a Butterfly

Name_____

COLOR BY SIGHT WORD

your = BROWN this = BLUE play = ORANGE

who = GREEN a = YELLOW little = GRAY

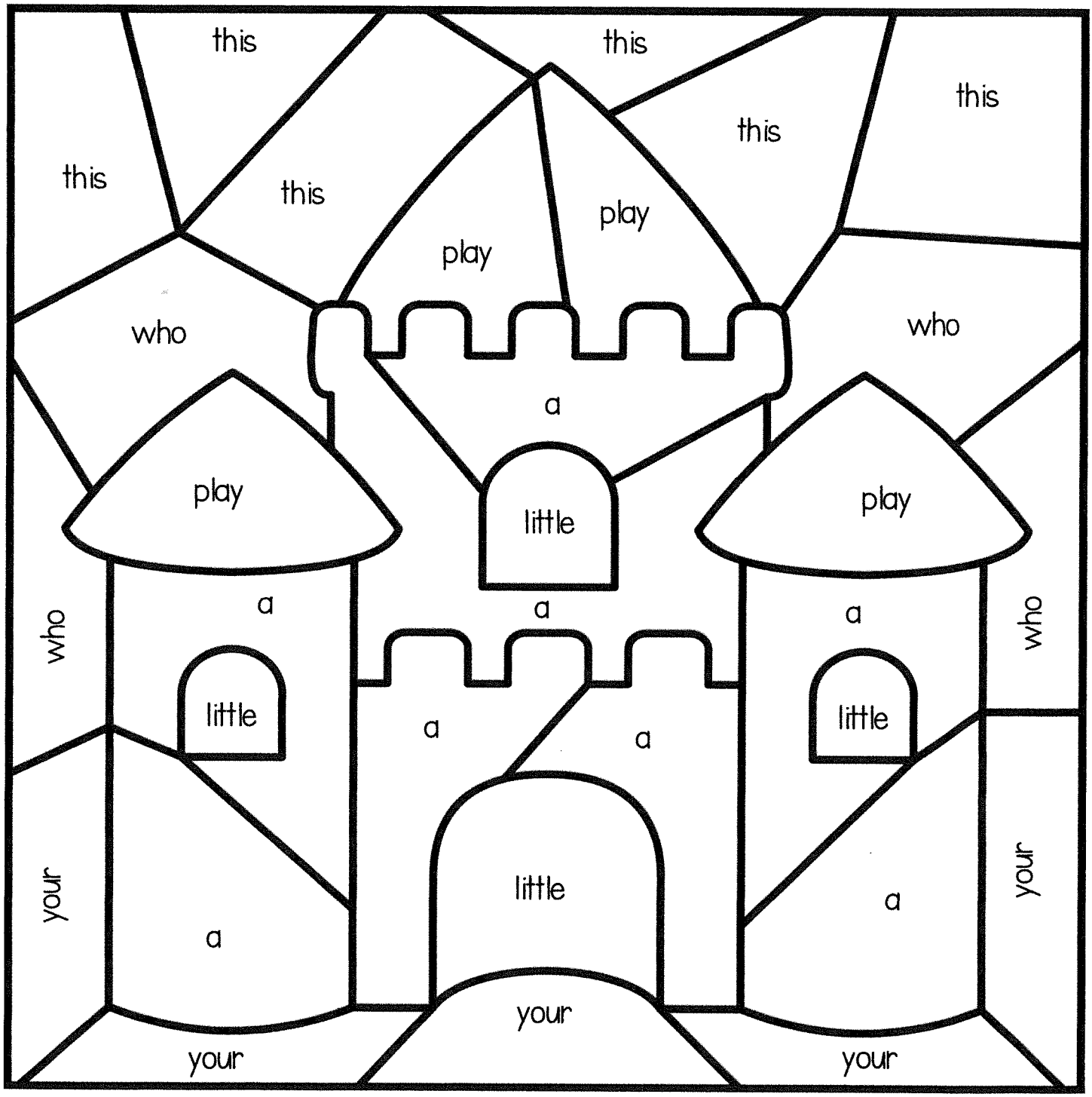

Name: _____

your

1. Write the word.

_____ _____ _____

_____ _____ _____

_____ _____ _____

2. Color the word.

your your

3. Circle the word.

your	your	me	are	your
a	to	are	look	I
that	your	was	your	here

4. Cut and paste the word.

5. Trace the word.

your

r o y u

Name: _____

Color the pictures with the /sh/ sound at the beginning.

Name: _____

Color the pictures with the /ch/ sound at the beginning.



Name: _____ Date: _____

100's Chart Mystery Picture

1	2	3	4	5	6	7	8	9	10
11	12	13	14	15	16	17	18	19	20
21	22	23	24	25	26	27	28	29	30
31	32	33	34	35	36	37	38	39	40
41	42	43	44	45	46	47	48	49	50
51	52	53	54	55	56	57	58	59	60
61	62	63	64	65	66	67	68	69	70
71	72	73	74	75	76	77	78	79	80
81	82	83	84	85	86	87	88	89	90
91	92	93	94	95	96	97	98	99	100

Black: 26, 28, 45, 47, 49, 62, 64, 66, 68, 70

Brown: 27, 35, 36, 37, 38, 39, 44, 46, 48, 50, 53, 54, 55, 56, 57, 58, 59, 60, 63, 65, 67, 69, 72, 73, 74, 75, 76, 77, 78, 79, 80

Green: 2, 3, 11, 12, 13, 14, 21, 22, 23, 24, 31, 32, 33, 34, 42, 43, 83, 84, 90, 92, 93, 94, 99, 100

Name: _____

Color by Word Family

un - blue ug- yellow ut- red



©Rebecca Rottke

Name: _____



Read and Draw

Read the sentence in each box and draw a picture to match the sentence.

1. I ran with my dog.	2. I like to play in the mud.	3. The jet is blue.
4. I have two brown cats.	5. The frog is green.	6. One rat laid on the red rug.
7. The cup is yellow and green.	8. You have two hats on.	9. The log is brown.

©Rebeccanottke

How Fast Will It Go?
(A Test of Friction)



rug

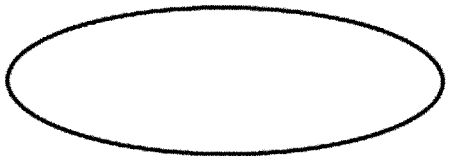

smooth floor

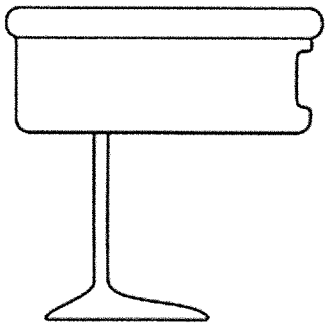

Table

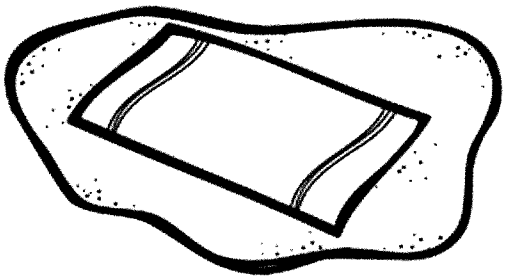

towel



Students will try to blow a marble with a straw on four different surfaces. If they can blow the marble and get it to move, they color the picture of that surface. After students experiment with each surface, discuss friction and how it causes things to move slower.

Name: _____

Beginning Sound Sort

Sort the pictures by the /ch/ and /sh/ sounds.

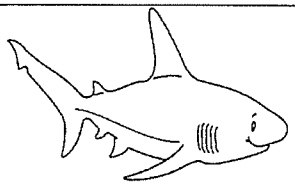	

Name: _____



Name _____

Life Cycle of a Butterfly



First,	Next,	Then,	Last,
First, a butterfly lays eggs on a leaf.	Next, it turns into a caterpillar.	Then, the caterpillar makes a chrysalis around its body.	The caterpillar changes into a butterfly.

©Annie Moffatt @ The Moffatt Girls 2015

Week 3: Day 3

Directions: Cut and paste the life cycle of a butterfly in the correct order. Color the pictures.

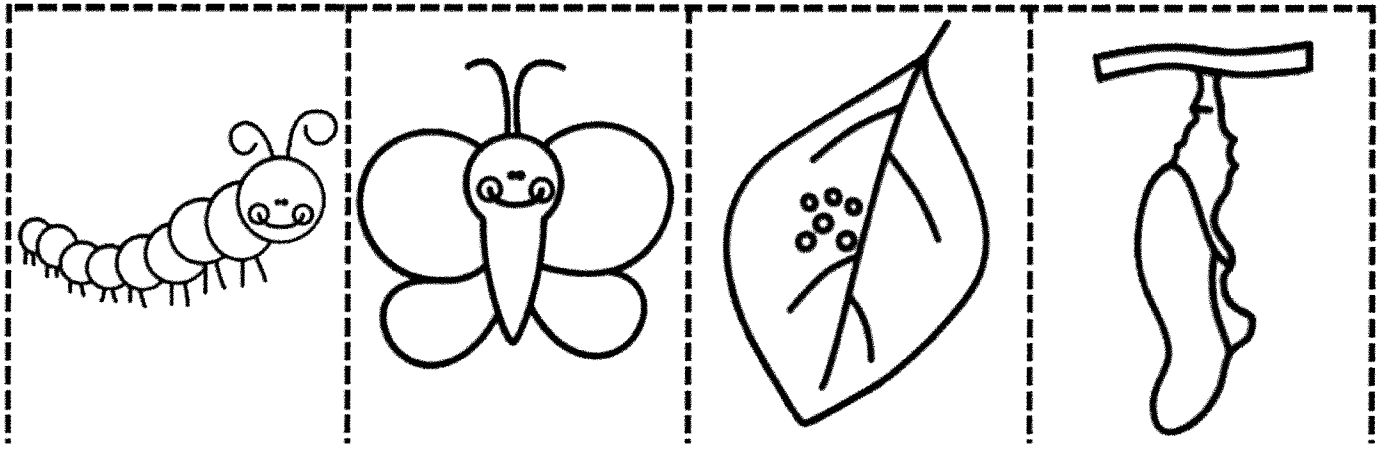

Lesson 13.6 Name: _____

Survey and Graph

Directions: Analyze the survey data and represent on the graph.

	𝍸 ||||
	𝍸 𝍸
	||||
	𝍸 |||||

			

KinderMath™

Name_____

CVC Word Search

-et family

Directions: Trace each word and find it in the word search.

wet	get
jet	set
vet	pet

g	e	t	a	j	e	t
a	s	t	q	k	p	e
n	q	v	v	y	e	t
v	e	t	w	x	y	b
x	w	g	c	a	n	s
m	c	t	p	l	r	e
p	e	t	j	m	r	t
s	r	p	k	m	a	n

Directions: Read each sentence.
Use an -et family word to complete each sentence.

I can help ☐☐☐ the table.

I took my dog to the ☐☐☐.

I want to fly a ☐☐☐ plane.

I got ☐☐☐ in the rain.

Can I ☐☐☐ a cheese pizza?

©Annie Moffatt @ The Moffatt Girls 2015

Name: _____

Roll and Trace

Roll a die and trace the digraph. Keep going until all the digraphs are traced.

sh	ch	th	sh	ch	th
sh	ch	th	sh	ch	th
sh	ch	th	sh	ch	th
sh	ch	th	sh	ch	th
sh	ch	th	sh	ch	th
sh	ch	th	sh	ch	th



© My Teaching Pal

Name: _____

Hunting For Shapes: Hexagons

Directions: Color all of the hexagon shapes.

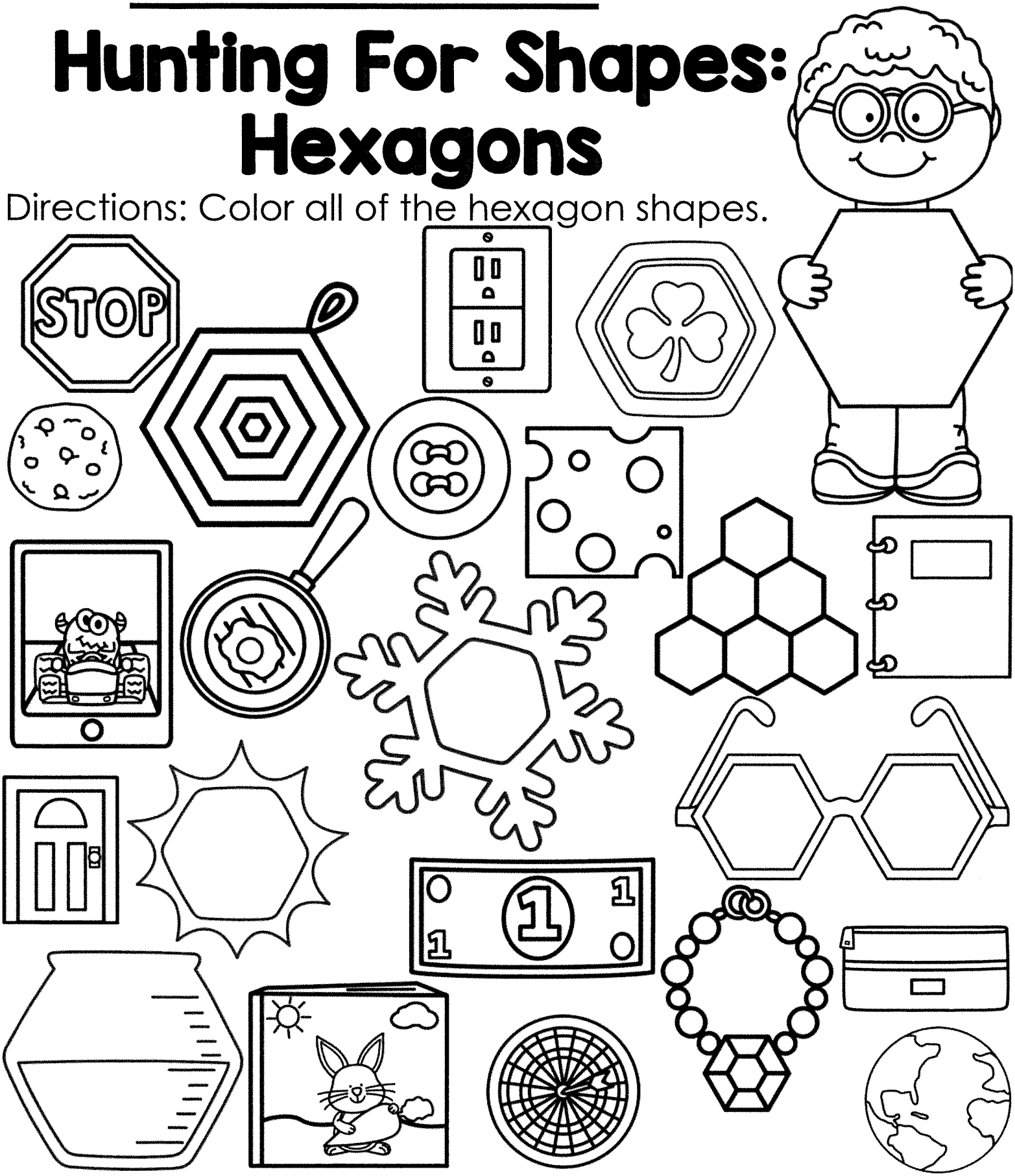

How many **HEXAGONS** did you find? _____

© Annie Moffatt @ The Moffatt Girls 2017

Lesson 13.7 Name: _____

Survey and Graph

Directions: Analyze the survey data and represent it on the graph.

	𝍸 𝍸
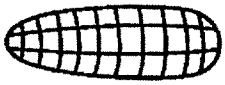	𝍸
	𝍸 𝍸
	𝍸

	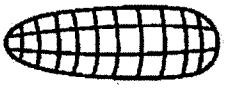		

KinderMath™

Directions: Use a paper clip to spin the spinner. When you land on a word, read it and color the picture.

Name: _____

Magic Spin

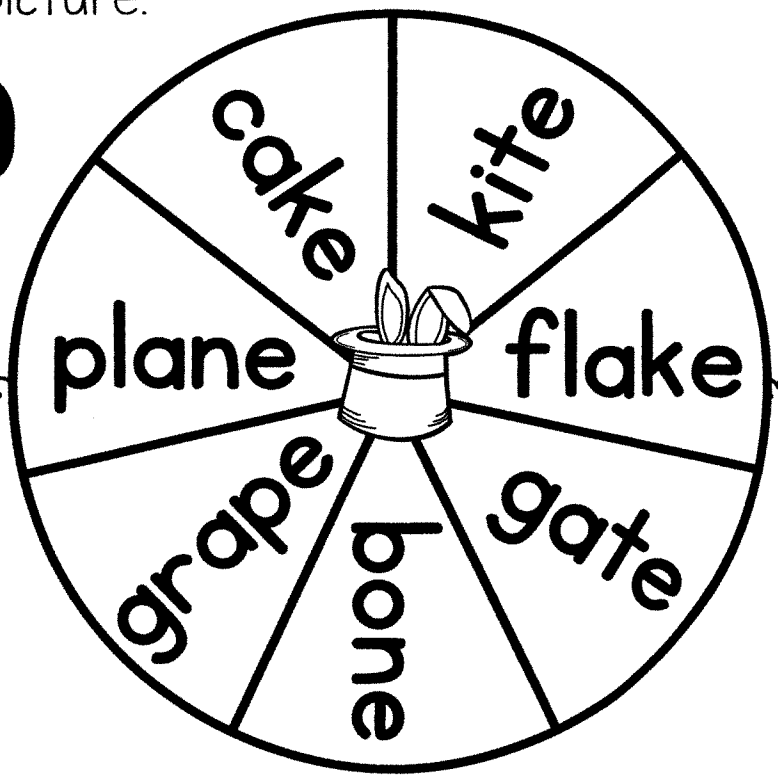



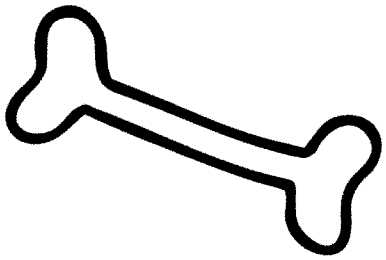









© A Teachable Teacher 2015

Name _____

Make a CVCE Word

1. cap ☐ → _____
2. rid ☐ → _____
3. mad ☐ → _____
4. hop ☐ → _____
5. kit ☐ → _____
6. tub ☐ → _____
7. con ☐ → _____



Name: _____

The Cab

Complete each sentence with the missing word(s).



He had a cab.

The cab was yellow.

1. _____ had a cab.

2. He had ___ cab.

3. He had a _____.

4. The cab was _____.

5. _____ cab was yellow.

6. The _____ _____ _____.

7. _____ cab _____ _____.

© Annie Moffatt @ The Moffatt Girls 2019

Directions: Watch Miss Daybert's video of her flying a kite. Do you think the kite is being pushed or pulled by the wind? Finish the sentence with your thoughts.

The kite is

being

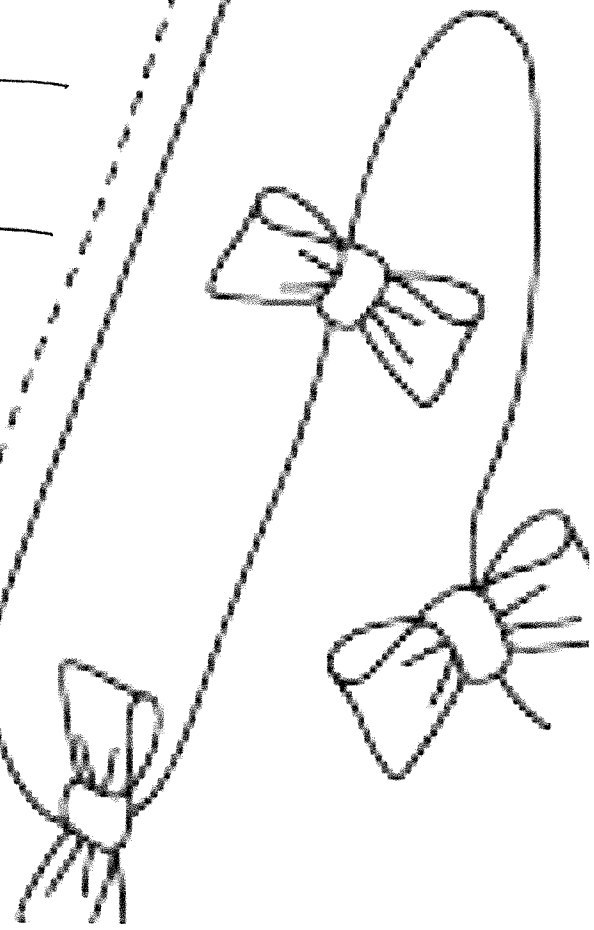

Name: _____